

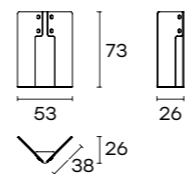
trivium

Meneghello Paoletti



Tavolo con basi in legno massello e vetro fuso a gran fuoco, disponibili in diverse finiture. Piano in vetro da 15 mm fuso a gran fuoco e temperato, disponibile trasparente o retroverniciato con tinte metallizzate. Il piano è disponibile anche in vetro standard o extralight da 15 mm temperato, oppure in vetro bronzo o fumé da 16 mm stratificato e bisellato.

Table with bases made of solid wood and fused glass, available in various finishes. Top made of 15 mm fused and tempered glass, available transparent or back-painted with metallic colours. The top is available also in 15 mm tempered standard or extralight glass, or in 16 mm bronze or smoked glass, layered and bevelled.



Base - Parte in legno massello Base - Solid wood part



NE
Nero
Black

TA
Tabacco
Tobacco

Base - Parte in vetro fuso Base - Fused glass part



VF
Standard
Standard

VFEX
Extralight
Extralight

VFGR
Fumé
Smoked

VFBR
Bronzo
Bronze


Piano in vetro temperato Tempered glass top



SD
Standard
Standard

EX
Extralight
Extralight

Piano in vetro stratificato Layered glass top



GR
Fumé
Smoked

BR
Bronzo
Bronze

Piano in vetro fuso _ Fused glass top



VF
Standard
Standard

VFEX
Extralight
Extralight

Piano in vetro fuso retroverniciato _ Fused and back-painted glass top



VF-NB
Retroverniciato
Grigio Antracite
Anthracite Grey
back-painted

VF-AN
Retroverniciato
Grigio Antracite
Anthracite Grey
back-painted

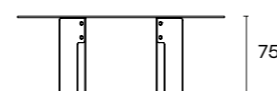
VF-MK
Retroverniciato
Moka
Moka
back-painted

VF-MB
Retroverniciato
Marrone Brillante
Brilliant Brown
back-painted

VF-TB
Retroverniciato
Terra Brillante
Brilliant Mud
back-painted

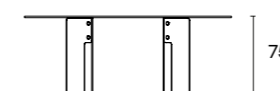
VF-BL
Retroverniciato
Blu Notte
Night Blue
back-painted

TRIR200



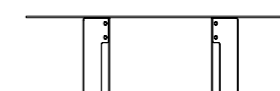
200

TRIR240



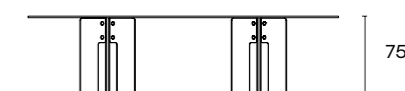
240

TRIR260



260

TRIR300



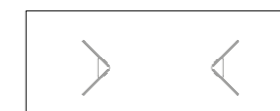
300



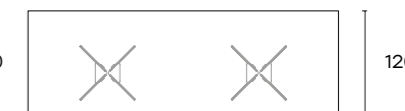
100



110

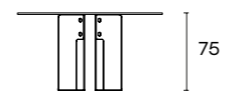


110



120

TRIT140

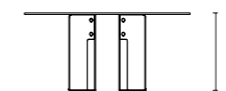


75




Ø140

TRIT160



75



Ø160

TRIT180



75



Ø180

Rettangolare/Rectangular

L 200 x P 100 x H 75 cm
78 3/4" x W 39 3/8" H 29 1/2"
L 240 x P 110 x H 75 cm
94 1/2" x W 43 5/16" H 29 1/2"
L 260 x P 110 x H 75 cm
102 3/8" x W 43 5/16" H 29 1/2"
L 300 x P 120 x H 75 cm
118 1/8" x W 47 1/4" H 29 1/2"

Tondo/Round

Ø 140 x H 75 cm
Ø 55 1/8" x H 29 1/2"
Ø 160 x H 75 cm
Ø 63 1/8" x H 29 1/2"
Ø 860 x H 75 cm
Ø 70 7/8" x H 29 1/2"